

# ON-SITE INDUSTRIAL GASES

Nitrogen & Oxygen Generators



*Atlas Copco*



# A SECURE SUPPLY OF NITROGEN AND OXYGEN

Whether your company is specialized in chemical manufacturing, electronics, laser cutting or food and beverage, a dependable supply of industrial gas is crucial. Compared to the on-demand delivery of gas bottles or tanks, on-site production of gas offers a wealth of advantages ranging from cost savings to continuous availability. Atlas Copco's advanced nitrogen and oxygen generators offer you the ultimate solution: flexible on-site production of industrial gas at the lowest possible cost.

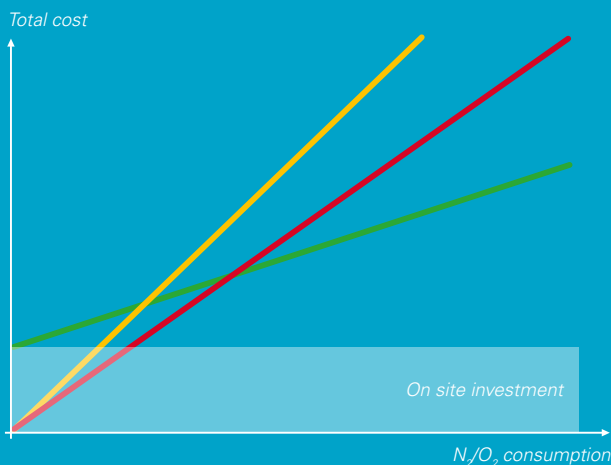


## On-site vs. liquid or bottled gas

- Your own independent supply of industrial gas.
- Non-stop availability: 24 hours a day, 7 days a week.
- Significant economies of scale and lower operational costs: no rental charges, transport expenses and bulk user evaporation losses.
- No safety hazards when handling high-pressure cylinders.
- Easy integration within existing compressed air installations.

Liquid/bottled gas	On-site generation
Lease tank	Capital
N <sub>2</sub>	Energy
Transport	Maintenance
<b>0.1-0.8 EUR/m<sup>3</sup>(*)</b>	<b>0.02-0.15 EUR/m<sup>3</sup>(**)</b>
N <sub>2</sub> : 99.999%	N <sub>2</sub> : 95-99.999%

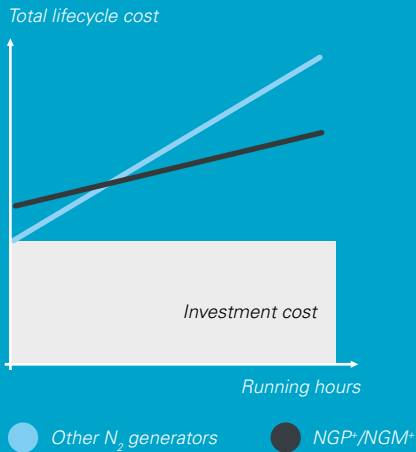
(\*) Industry average, other price settings might apply.  
 (\*\*) Depending on purity and electricity cost.



- Bottle supply
- Liquid supply
- On site generation

## High reliability

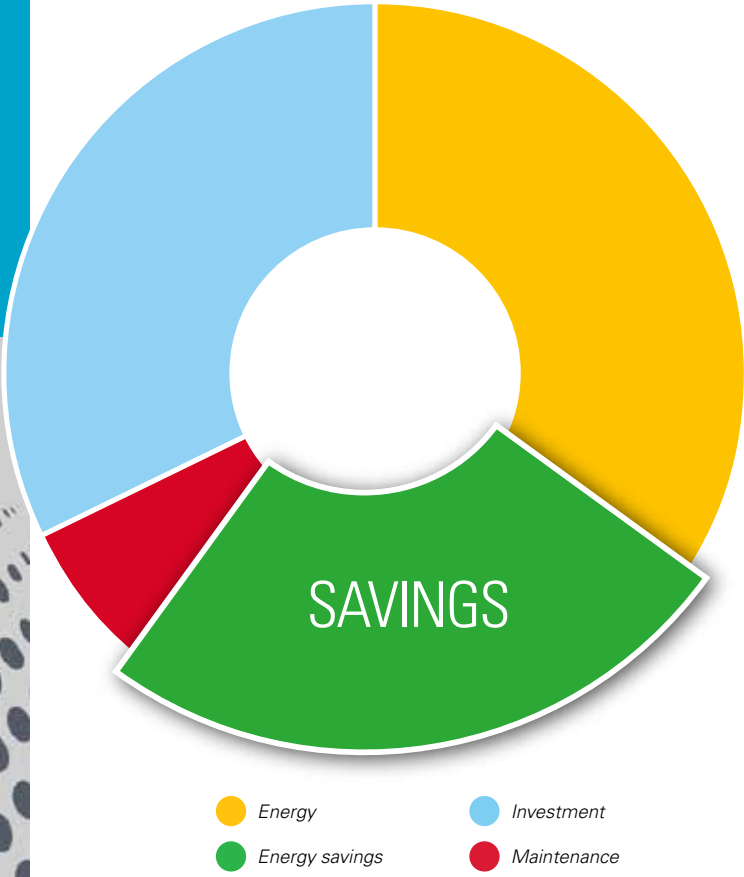
- Proven technology: simple, reliable and durable.
- The exact purity your application demands.
- Low operating costs for extra cost-efficiency.
- World-class expertise in a unique market offer from compressed air to gas.



With an air factor of 1.8 (at 95%) to 5.5 (at 99.999%) and a special cycle time modulation algorithm, the running cost of the new NGP+ can be reduced by 50%, compared to other N<sub>2</sub> generators.

### New generation membrane & PSA generators will change the market

Atlas Copco's latest membrane and PSA generators extend the advantages of the current range. Total lifecycle cost consists of the initial investment cost of the on-site installation, the service cost, and the energy cost. The NGP/NGM range has the lowest investment cost. However, with increasing running time, you are better advised to switch to the NGP+/NGM+ range to reduce energy costs.



### Wide range of applications

- Food & beverage (storage & packaging).
- Pharmaceutical applications.
- Plastic injection molding.
- Electronics.
- Laser cutting.
- Semiconductor manufacturing.
- Chemical applications.
- Metal heat treatment.
- Cable & optical fiber industries.
- Glass industries.
- Fire prevention.
- Aquaculture.

# MEMBRANE: COMPACT ALL-IN-ONE $N_2$ SUPPLY

Atlas Copco NGM/NGM<sup>+</sup> nitrogen generators utilize proprietary membrane separation technology. The membrane separates compressed air into two streams: one is 95-99,9% pure nitrogen, and the other is oxygen enriched with carbon dioxide and other gases.

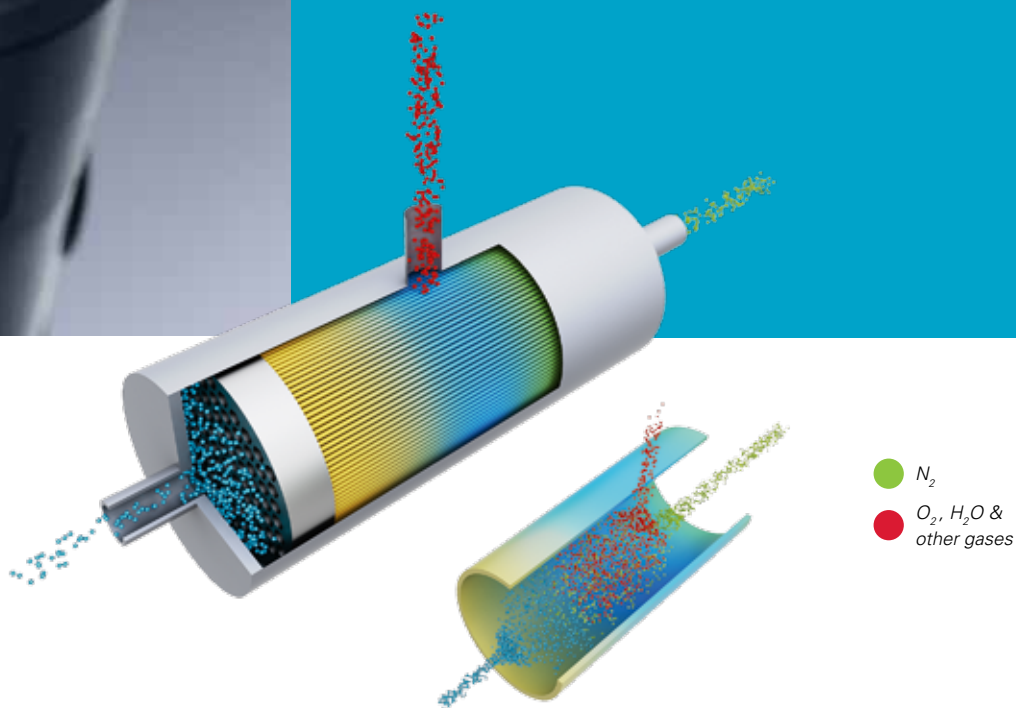


## Instant supply of nitrogen between 95% and 99,9%

The generator separates air into component gases by passing inexpensive compressed air through semi-permeable membranes consisting of bundles of individual hollow fibers. Each fiber has a perfectly circular cross-section and a uniform bore through its center. Because the fibers are so small, a large amount of fibers can be packed into a limited space, providing an extremely large membrane surface area that can produce a relatively high volume product stream.


## Outstandingly dry nitrogen

Compressed air is introduced into the center of the fibers at one end of the module and contacts the membrane as it flows through the fiber bores. Oxygen, water vapor and other trace gases easily permeate the membrane fiber and are discharged through a permeate port while the nitrogen is contained within the membrane and flows through the outlet port. Since water vapor permeates through the membrane as well, the nitrogen gas stream is very dry, with dewpoints as low as  $-40^{\circ}\text{C}$  ( $-40^{\circ}\text{F}$ ).



# PSA: RELIABLE AND PROVEN

Based on Pressure Swing Adsorption (PSA) technology, Atlas Copco's NGP/NGP+ nitrogen generators and OGP oxygen generators provide a continuous flow of nitrogen and oxygen at desired purity.










## High purity nitrogen supply up to 99.999%

Atlas Copco's NGP/NGP+ nitrogen generators use Pressure Swing Adsorption technology to isolate nitrogen molecules from other molecules in compressed air. Oxygen, CO<sub>2</sub>, water vapor and other gases are adsorbed. The result is virtually pure nitrogen at the outlet of the generator. The NGP/NGP+ Series is a very cost-efficient source of nitrogen used in various industries like food and beverage, metal processing, electronics, and many others.

## For all your oxygen needs

The OGP oxygen generator works in a similar way, using Pressure Swing Adsorption technology to isolate oxygen molecules from other molecules in compressed air to leave high purity oxygen at the outlet of the generator. The OGP Series provides cost-efficient oxygen for applications such as waste water treatment, ozone production, health care, and the glass industry.

-  Clean and dry compressed air (pressurized)
  -  Nitrogen gas (pressurized)
  -  Oxygen exhaust (depressurized)
  -  Adsorbent
- 
-  Adsorbent
  -  Nitrogen (or oxygen) molecules trapped in the adsorbent
  -  Oxygen (or nitrogen) molecules passing through

# TOTAL SOLUTIONS FROM ATLAS COPCO

With a full range of nitrogen and oxygen generators to choose from, Atlas Copco brings you the right supply of nitrogen and oxygen to meet your specific needs and optimize your production process at the same time.

## A unique offer

On-site nitrogen and oxygen generation requires the most reliable and efficient compressed air solution. Drawing on vast experience, Atlas Copco has been leading the industry in compressed air technology for decades. From advanced compressors and quality air solutions over a complete range of nitrogen and oxygen generators to aftermarket and financing services, Atlas Copco brings you its world-class expertise in a unique offer.



*Typical installation: compressor with integrated dryer, pre-filter UD\*, Active Carbon Tower QDT, dust filter, receiver, NGP\* nitrogen PSA generator, receiver.*

## Oil-free compressors

Atlas Copco, pioneer in the development of oil-free air technology, offers a full range of premium compressors delivering 100% oil-free, clean air to protect the membrane or absorbent in nitrogen generators. There is no need for extra filtration, making sure the pressure drop is kept to a minimum.



## Oil-injected compressors

Integrated onto the production floor, Atlas Copco's oil-injected compressors provide a dependable flow of compressed air directly to the point of use. Built to perform in harsh environments, Atlas Copco compressors keep your production running smoothly and reliably: a very economical solution in combination with nitrogen and oxygen generators.




NGP\* (PSA)



## Air treatment

Atlas Copco has innovatively developed and improved air compression and drying techniques. Whatever your installation, application or quality requirements, Atlas Copco can offer the right air treatment solution, such as dryers (desiccant, refrigerant, membrane) and filters (coalescing, particle, active carbon).



NGM\* (membrane)

Typical installation: compressor with integrated dryer, receiver, NGM\* nitrogen generator, receiver.

# MEMBRANE NITROGEN GENERATORS (NGM, NGM+)

Based on innovative membrane technology, Atlas Copco's Membrane Nitrogen Generators are flexible enough to adapt to your specific applications. And with low operating costs they offer an excellent return on investment.

## Ready to use

- Requires only a supply of dry compressed air.
- No specialist installation or commissioning.
- Fitted with pre-filtration, pressure gauges and flow meter to ensure accurate system monitoring at all times.

## Cost savings

- Low operating expenses.
- No additional costs such as order processing, refills and delivery charges.
- Limited maintenance costs.

## Exceptional convenience

- Continuous availability (24 hours a day, 7 days a week).
- Risk of production breakdown due to gas running out is eliminated.

## Desired purity

- Nitrogen supply according to your need: from 5% to 0.1% oxygen content.
- Very easy to set up the device for other purity levels.

## All-in-one

- Fully integrated package.
- Filters and oxygen sensor as standard.

## High flow capacity

Ideal for applications such as fire prevention, tire inflation, oil & gas, marine, packaging and many more.

## Long lifetime

- No aging.
- No heater.
- Lasting performance.





# PSA NITROGEN AND OXYGEN GENERATORS (NGP, NGP+, OGP)

Atlas Copco's NGP, NGP+ and OGP nitrogen and oxygen generators are easy to install and use. They offer the required purity with a high flow capacity, making them suitable for a range of applications.

## High flow capacity

The wide product range and gas flows exceeding 2,000 Nm<sup>3</sup>/h (NGP/NGP+) make these generators ideal for a variety of demanding applications.

## Ready to use

- Only requires a supply of dry compressed air.
- Plug-and-play.
- No specialist installation or commissioning.
- Fully automated and monitored including oxygen sensor as standard.
- Service-friendly.



## Exceptional reliability

- Robust design.
- Continuous availability (24 hours a day, 7 days a week).
- Potential risk of production breakdown due to gas running out is eliminated.

## Desired purity

- NGP/NGP+: nitrogen concentrations from 95% to 99.999%.
- OGP: oxygen concentrations from 90% to 95%.

## Cost savings

- Low operating expenses.
- No additional costs such as order processing, refills and delivery charges.
- Limited maintenance costs.

# NEW GENERATION NGP+ NITROGEN GENERATORS



1

## Self-protective monitoring of the feed air quality

- Temperature.
- Pressure.
- Pressure dewpoint.
- Automatic feed air blow-off in case of contamination.

2

## Premium energy efficiency

Air-to-nitrogen ratio from 1.8 (95% N<sub>2</sub>) to 5.5 (99.999% N<sub>2</sub>).

3

## Automatic start-up

- Minimum pressure valve with bypass nozzle for fast start-up.
- Eliminates risk of overflow and CMS damage.



4

## Highest quality CMS

- High density.
- Compact spring loaded.
- Top/bottom equalization.
- Protected by dedicated pressure sensor.





9

## The most complete scope of supply

- Nitrogen flow meter as standard.
- Zirconia oxygen sensor with a long lifetime.
- Outlet pressure reducing valve.



8

## Self-regulation and stable purity

- Automatically regulates to the requested nitrogen pressure and purity.
- Extremely easy to change purity.
- Off-spec nitrogen flushing.



7

## Control and monitoring

- Remote start-stop.
- Modbus, Profibus and Ethernet.
- SMARTLINK.

6

## Back flow pressurization

- In the pressurization phase nitrogen is used instead of air.
- No oxygen contamination of the CMS before adsorption phase starts.

5

## The ultimate energy saver

- Stand-by mode in case no nitrogen is consumed.
- Cycle time modulation algorithm = extended cycle time at low nitrogen demand = reduced air consumption at low nitrogen demand.

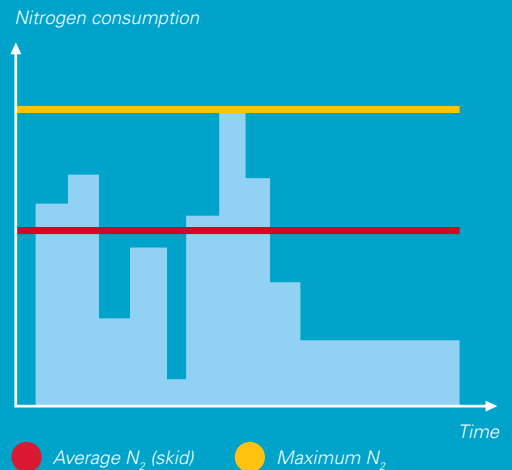
# ALL-IN-ONE HIGH PRESSURE NITROGEN SKID

The latest addition Atlas Copco's specially developed equipment is the all-in-one high pressure nitrogen skid, a true alternative for liquid nitrogen or bottles. Combining a small footprint, easy installation, high reliability and supreme energy efficiency, this unique nitrogen skid truly stands out.



## Ideal for a fluctuating nitrogen demand

This innovative nitrogen skid allows you to store nitrogen at 40 or 300 bar. By doing so, you can dispose of your average nitrogen consumption rather than have your maximum consumption available at all times. This saves initial investment cost and drastically reduces your operating costs.



## High-pressure applications and storage of air, oxygen, nitrogen, helium and argon

Producing and storing your own gas supply is the most cost-effective solution while also ensuring your independence from vendors. Atlas Copco's 200-bar booster delivers the high pressure you need to bottle the gas you generate. It can also be used for applications that require high-pressure air or gases, such as PET bottling or laser cutting. 100% oil-free, the booster avoids any risk of contamination in production environments that demand extreme purity.

### Strong performance

- 100% oil-free.
- Cooling via internal refrigerant group for +/- 20°C outlet temperature.
- Minimal maintenance: extremely low RPM.

### Flexible use

- Compressed air, oxygen, nitrogen, helium or argon up to 200 bar.
- Available in 3 to 15 kW.
- High pressure generation for direct use and bottling.

### Energy efficiency

- Variable frequency drive through in- and outlet pressure.

### High reliability

- Direct driven engine with gearbox eliminating belt wear.
- Closed system preventing any ventilation losses.



# TECHNICAL SPECIFICATIONS NGM SERIES

TYPE	Nitrogen purity			Dimensions (W x D x H)		Weight		
		95%	96%	97%	mm	in	kg	lbs
NGM 1	FND Nm <sup>3</sup> /h	11.9	9.7	7.6	820 x 772 x 2090	32.3 x 30.4 x 82.3	259	571
	FND scfm	6.9	5.7	4.4				
	Air factor	2.6	3	3.5				
NGM 2	FND Nm <sup>3</sup> /h	24.1	19.4	15.1	820 x 772 x 2090	32.3 x 30.4 x 82.3	268	591
	FND scfm	14.1	11.3	8.8				
	Air factor	2.6	3	3.5				
NGM 3	FND Nm <sup>3</sup> /h	42.1	34.6	27.4	820 x 772 x 2090	32.3 x 30.4 x 82.3	285	628
	FND scfm	24.6	20.2	16.0				
	Air factor	2.6	3	3.5				
NGM 4	FND Nm <sup>3</sup> /h	83.9	69.5	54.7	820 x 1470 x 2090	32.3 x 57.9 x 82.3	445	981
	FND scfm	48.9	40.5	31.9				
	Air factor	2.6	3	3.5				
NGM 5	FND Nm <sup>3</sup> /h	126.0	104.0	82.1	820 x 1470 x 2090	32.3 x 57.9 x 82.3	497	1096
	FND scfm	73.5	60.7	47.9				
	Air factor	2.6	3	3.5				
NGM 6	FND Nm <sup>3</sup> /h	168.1	138.6	109.1	820 x 1470 x 2090	32.3 x 57.9 x 82.3	535	1179
	FND scfm	98.1	80.9	63.6				
	Air factor	2.6	3	3.5				
NGM 7	FND Nm <sup>3</sup> /h	209.9	173.2	136.4	820 x 1470 x 2090	32.3 x 57.9 x 82.3	571	1259
	FND scfm	122.4	101.0	79.6				
	Air factor	2.6	3	3.5				

# TECHNICAL SPECIFICATIONS NGM+ SERIES

TYPE	Nitrogen purity			Dimensions (W x D x H)		Weight		
		95%	97%	99%	mm	in	kg	lbs
NGM 1+	FND Nm <sup>3</sup> /h	24.3	16.5	8.5	820 x 772 x 2090	32.3 x 30.4 x 82.3	259	571
	FND scfm	14.1	9.6	4.9				
	Air factor	2.2	2.7	4.2				
NGM 2+	FND Nm <sup>3</sup> /h	48.6	33.0	17.0	820 x 772 x 2090	32.3 x 30.4 x 82.3	268	591
	FND scfm	28.3	19.2	9.9				
	Air factor	2.2	2.7	4.2				
NGM 3+	FND Nm <sup>3</sup> /h	72.9	49.5	25.5	820 x 772 x 2090	32.3 x 30.4 x 82.3	285	628
	FND scfm	42.4	28.8	14.8				
	Air factor	2.2	2.7	4.2				
NGM 4+	FND Nm <sup>3</sup> /h	97.2	66.0	34.0	820 x 1470 x 2090	32.3 x 57.9 x 82.3	445	981
	FND scfm	56.5	38.4	19.8				
	Air factor	2.2	2.7	4.2				
NGM 5+	FND Nm <sup>3</sup> /h	145.8	99.0	51.0	820 x 1470 x 2090	32.3 x 57.9 x 82.3	497	1096
	FND scfm	84.8	57.6	29.7				
	Air factor	2.2	2.7	4.2				
NGM 6+	FND Nm <sup>3</sup> /h	194.4	132.0	68.0	820 x 1470 x 2090	32.3 x 57.9 x 82.3	535	1179
	FND scfm	113.0	76.7	39.5				
	Air factor	2.2	2.7	4.2				
NGM 7+	FND Nm <sup>3</sup> /h	243.0	165.0	85.0	820 x 1470 x 2090	32.3 x 57.9 x 82.3	571	1259
	FND scfm	141.3	65.9	49.4				
	Air factor	2.2	2.7	4.2				

### FND: Free Nitrogen Delivery

#### Reference conditions

Compressed air effective inlet pressure: 8 bar(g)/116 psi(g).

Nitrogen outlet pressure: 6.5 bar(g)/94 psi(g).

Ambient air temperature: 20°C/68°F.

Pressure dewpoint inlet air: 3°C/37°F.

Pressure dewpoint nitrogen: -40°C/-40°F.

Unit inlet air quality 1.4.1 according to ISO 8573-1:2010.

Minimum refrigerant dryer required to precondition inlet air.

Typical nitrogen quality 1.2.1 according to ISO 8573-1:2010.

### Operating limits

Minimum ambient temperature: 5°C/41°F.

Maximum ambient temperature: 50°C/122°F.

Maximum compressed inlet air pressure 13 bar(g)/189 psi(g).





# TECHNICAL SPECIFICATIONS OGP SERIES

TYPE	Oxygen purity FOD (Free Oxygen Delivery)			Dimensions (W x D x H)		Weight		
		90%	93%	95%	mm	in	kg	lbs
OGP 2	FOD Nm <sup>3</sup> /h	2.1	1.6	1.5	600 x 600 x 1550	23.6 x 23.6 x 61.0	100	220
	FOD scfm	1.3	1.1	0.8				
OGP 3	FOD Nm <sup>3</sup> /h	3.2	2.5	2.5	600 x 600 x 1600	23.6 x 23.6 x 63.0	150	331
	FOD scfm	1.9	1.5	1.5				
OGP 4	FOD Nm <sup>3</sup> /h	4.0	3.6	3.2	600 x 600 x 1650	23.6 x 23.6 x 65.0	180	397
	FOD scfm	2.3	2.1	1.9				
OGP 5	FOD Nm <sup>3</sup> /h	4.7	4.3	4.0	700 x 700 x 1900	27.6 x 27.6 x 74.8	230	507
	FOD scfm	2.8	2.5	2.3				
OPG 6	FOD Nm <sup>3</sup> /h	6.5	5.8	5.4	800 x 900 x 1750	31.5 x 35.4 x 68.9	400	882
	FOD scfm	3.8	3.4	3.2				
OGP 8	FOD Nm <sup>3</sup> /h	7.9	7.2	6.8	800 x 900 x 1750	31.5 x 35.4 x 68.9	700	1543
	FOD scfm	4.7	4.2	4.0				
OGP 10	FOD Nm <sup>3</sup> /h	9.7	9.0	8.3	900 x 1200 x 2100	35.4 x 47.2 x 82.7	950	2094
	FOD scfm	5.7	5.3	4.9				
OGP 14	FOD Nm <sup>3</sup> /h	14.4	13.3	12.2	900 x 1200 x 2100	35.4 x 47.2 x 82.7	950	2094
	FOD scfm	8.5	7.8	7.2				
OGP 18	FOD Nm <sup>3</sup> /h	15.5	18.4	18.4	900 x 1300 x 2400	35.4 x 51.1 x 94.5	1150	2535
	FOD scfm	9.1	10.8	10.8				
OGP 20	FOD Nm <sup>3</sup> /h	20.5	19.4	18.4	1000 x 1300 x 2400	39.4 x 51.1 x 94.5	1150	2535
	FOD scfm	12.1	11.4	10.8				
OGP 23	FOD Nm <sup>3</sup> /h	23.4	21.2	20.5	1000 x 1300 x 3200	39.4 x 51.1 x 126.0	1350	2976
	FOD scfm	13.8	12.5	12.1				
OGP 29	FOD Nm <sup>3</sup> /h	29.2	27.7	26.3	1000 x 2000 x 2500	39.4 x 78.7 x 98.4	1850	4079
	FOD scfm	17.2	16.3	15.5				
OGP 35	FOD Nm <sup>3</sup> /h	35.3	33.1	31.7	1000 x 2000 x 2500	39.4 x 78.7 x 98.4	2150	4740
	FOD scfm	20.8	19.5	18.6				
OGP 45	FOD Nm <sup>3</sup> /h	45.4	42.8	39.2	1000 x 2000 x 3400	39.4 x 78.7 x 134.0	3500	7716
	FOD scfm	26.7	25.2	23.1				
OGP 55	FOD Nm <sup>3</sup> /h	55.8	51.8	49.0	1000 x 2000 x 3400	39.4 x 78.7 x 134.0	3500	7716
	FOD scfm	32.8	30.5	28.8				
OGP 65	FOD Nm <sup>3</sup> /h	66.2	64.1	56.9	1000 x 2000 x 3400	39.4 x 78.7 x 134.0	3500	7716
	FOD scfm	39.0	37.7	33.5				
OGP 84	FOD Nm <sup>3</sup> /h	85.3	79.2	74.2	2400 x 2200 x 3200	94.5 x 86.6 x 126.0	4200	9259
	FOD scfm	50.2	46.6	43.6				
OGP 105	FOD Nm <sup>3</sup> /h	106.9	101.9	93.6	2400 x 2400 x 3300	94.5 x 94.5 x 130.0	4900	10803
	FOD scfm	62.9	59.9	55.1				
OGP 160	FOD Nm <sup>3</sup> /h	157.7	154.8	143.6	4000 x 4000 x 3200	157.5 x 157.5 x 126.0	8000	17637
	FOD scfm	92.8	91.1	84.5				
OGP 200	FOD Nm <sup>3</sup> /h	203.8	188.3	175.0	4000 x 4000 x 3300	157.5 x 157.5 x 130.0	9400	20723
	FOD scfm	119.9	110.8	102.9				

## FND: Free Nitrogen Delivery

### Reference conditions

Compressed air effective inlet pressure: 7.5 bar(g)/108 psi(g) for NGP, 7 bar(g)/102 psi(g) for NGP\*.

Nitrogen outlet pressure: 6 bar(g)/87 psi(g).

Ambient air temperature: 20°C/68°F

Pressure dewpoint inlet air: 3°C/37°F

Pressure dewpoint nitrogen: -50°C/-58°F

Unit inlet air quality 1.4.1 according to ISO 8573-1:2010.

Minimum refrigerant dryer required to precondition inlet air.

Typical nitrogen quality 1.2.1 according to ISO 8573-1:2010.

### Operating limits

Minimum ambient temperature: 5°C/41°F

Maximum ambient temperature: 45°C/113°F for NGP,

60°C/140°F for NGP\*.

Maximum compressed inlet air pressure 10 bar(g)/145 psi(g)

for NGP, 13 bar/189 psi(g) for NGP\*.

## FOD: Free Oxygen Delivery

### Reference conditions

Compressed air effective inlet pressure: 7.5 bar(g)/108 psi(g).

Oxygen outlet pressure: 5 bar(g)/72 psi(g).

Ambient air temperature: 20°C/68°F

Pressure dewpoint inlet air: 3°C/37°F

Pressure dewpoint oxygen: -50°C/-58°F

Unit inlet air quality 1.4.1 according to ISO 8573-1:2010.

Minimum refrigerant dryer required to precondition inlet air.

Typical oxygen quality 1.2.1 according to ISO 8573-1:2010

### Operating limits

Minimum ambient temperature: 5°C/41°F

Maximum ambient temperature: 45°C/113°F

Maximum compressed inlet air pressure 10 bar(g)/145 psi(g).



## ***COMMITTED TO SUSTAINABLE PRODUCTIVITY***

We stand by our responsibilities towards our customers, towards the environment and the people around us. We make performance stand the test of time. This is what we call – Sustainable Productivity.



[www.atlascopco.com/industrialgases](http://www.atlascopco.com/industrialgases)

